



## About Turnitin Assignments

Turnitin is a web-based service that checks for 'originality'. It is used to check your assignment against other assignments, internet sources and journal articles.

Your lecturer will tell you if you should be submitting assignments online through Moodle – it is not used for all courses, and may not be for all assignments within a course. If you are submitting through Moodle it may be via a '*Turnitin assignment*' or a '*Moodle assignment*', depending on which tool has been used to set up the link.

A Turnitin assignment link (submission point) is indicated by the Turnitin icon () . Moodle assignments have a different icon () .


### How to Submit an Assignment via Turnitin


Click on the assignment link within the course module – it will look something like this:


 [Example assignment](#)


- You will then see the **Summary** tab showing the **Start date**, **Due date** and **Post date**.
- Then click on the **My Submissions** tab. Here you can enter a title and browse for the file you want to submit on your computer. Also, please *confirm that this submission is your own work* by ticking the box.
- Click on **Add Submission**.

**Add Submission**

Submission Type  File Upload

Submission Title 

Submission Part  Part 1

File to Submit 

By checking this box, I confirm that this submission is my own work and I accept all responsibility for any copyright infringement that may occur as a result of this submission.

A window will open with a synchronizing data message. This will close after a few seconds. In the **My Submissions** tab you will be able to see the new status, showing that your submission successfully uploaded to Turnitin.

**Status:** Submission successfully uploaded to Turnitin.

### Viewing your mark and feedback

If your tutor has marked the assignments online using GradeMark, students will be able to access their grades and feedback through the GradeMark icon. This is found on the **My Summary** page.

Submitted	Similarity	Grade	Comments	
29/09/11, 11:55	-	75/100 	(0)	

Click on the apple icon in the Grade column, and a new page will open which contains your tutor's feedback and general comments. You can download your original file by clicking on the arrow on the right.