






Recommendations for students on use of Generative AI (e.g., Open AI's 'Chat GPT')





The following guidance in the table below has been created to support students. As part of an academic community, we all (staff and students) need to unite to uphold core principles and values such as our (academic) integrity with the advancement of AI. **It is important that students recognise that they must not use generative AI tools to generate assignments e.g. essays. This is a form of plagiarism with potentially serious consequences.**






Used in the right way, generative AI can support students' learning and development. At its worst, if abused, AI has the potential to devalue our degrees and detract students from the learning gained through their assessments.

The following dos and don'ts aim to guide and support students in their use of generative AI tools:

Key areas to be aware of in the use of AI	AI current limitations	Recommended Dos and Don'ts	Additional support and guidance available
Using AI to write your assignment	<p>AI is often inaccurate; it is <u>very</u> important to be critical of anything generated by AI and to apply the same criticality we would to any source. For example, we should not assume an apparent quote or fact is, accurate or even real.</p> <p>AI produces a very generic, often surface-level response which can sound automated in style.</p> <p>Responses generated can be western-centric, be dated,</p>	 <ul style="list-style-type: none"> Use it as a starting point for an essay question: to brainstorm, to give you an indication of what's required, to help you understand the essay question, to clarify concepts that you are having difficulty understanding. Use it to help you create a plan for your work. Use it as starting point to identify gaps in research and areas to investigate further (being mindful of bias, assumptions etc). 	<p>The Student Learning Centre is your portal to learning support at SOAS.</p> <p>Book a tutorial with a 1-1 tutor through the Skills for success page.</p> <p>Studiosity is a free personal learning service that is available to all students enrolled at SOAS.</p> <p>The Assessment Support for Students page will take you through the process of submitting your assignment files with some tips to help troubleshoot problems and submit successfully.</p>
		 <ul style="list-style-type: none"> Generate a whole assignment and simply hand it in – you learn from working and developing an assignment which will be lost if you do not engage. This could catch up with you as learning is incremental - it is best not to start using AI in this way as it can be a slippery slope! Assume that AI will or can teach you content that you do not understand as the information you receive may not be correct. You should speak to your teacher, seek support offered by SOAS or discuss with your peers if you are having difficulty understanding key concepts. Allow AI and its development to impact on your sense of integrity and your core values. Submitting work that isn't yours is a form of cheating and in today's world we all (staff and students) need to ensure we maintain our integrity. 	

	<p>make assumptions and contain bias. It can generate responses that do not align with SOAS' values.</p> <p>It cannot replicate your unique style and voice.</p> <p>Be aware that a pass or good grade is unlikely, and lecturers can detect AI text.</p>		<ul style="list-style-type: none"> Assume that AI will evade Turnitin detection – there have been instances where software and/or academics are picking up similarities (i.e., many assignments are submitted through Turnitin). How do you know your response is unique? 	
Use AI to paraphrase & summarise	<p>AI produces a very generic, often surface-level paraphrase/summary which can sound automated in style.</p>		<ul style="list-style-type: none"> Use AI to better understand/clarify a difficult piece of text so you can work towards your own understanding. Used as an educational tool, it can help you to make sense of difficult text. Remember you are the author and as such you should work on developing a unique style of writing. 	<p>SOAS offers study skills workshops to support students with their reading, writing and referencing skills.</p> <p>Familiarise yourselves with the common pitfalls of academic practice and how to avoid plagiarism in your writing.</p> <p>Consult the guidance on submitting and using Turnitin to support your learning at SOAS.</p>
	<p>An AI-generated paraphrase is no substitute for the learning gained through reading a text and making sense of ideas for yourself.</p>		<ul style="list-style-type: none"> Copy and paste a paragraph and ask the AI to paraphrase it directly for you. Assume you will learn from AI generated paraphrasing. The reason we paraphrase is to make sense of texts; the learning is in clarifying (an often-difficult text) and reformulating it in your own words. Don't assume the text generated by AI will not be picked up by Turnitin – how can you be sure it is unique (e.g., if other students are asking the same thing?). 	
Using sources and referencing	<p>Sources identified by AI may be limited in terms of scope, contemporary ideas etc.</p>		<ul style="list-style-type: none"> Use it as a tool to identify sources and develop referencing. There are already other referencing tools in use, so the same principles apply here in its careful use. Ask AI to check the referencing for you and identify weak areas to develop – it can be a useful tool for feedback. 	<p>SOAS offers study skills workshops to support students with referencing skills.</p>

	<p>There may be bias towards western texts and ideas.</p> <p>Sources can contain misinformation, bias, prejudice etc.</p>		<ul style="list-style-type: none"> • Copy references used in an AI generated text without verifying its credibility and reading the original source. • Use it to reference without understanding what correct referencing should look like. 	<p>Familiarise yourselves with the common pitfalls of academic practice and how to avoid plagiarism in your writing.</p>
<p>AI connection to lived experience</p>	<p>AI does not have the capacity to feel emotions or experience the world in the way that humans do.</p> <p>AI can generate human-like responses to prompts, it has limitations in terms of accuracy, currency, bias, and context.</p> <p>AI cannot consider non-verbal cues or physical sensations that can contribute to the overall meaning of a message.</p>		<ul style="list-style-type: none"> • Use AI as a tool to research into other cultures, histories or peoples to develop your own understanding of the world. • Use AI to understand the factors that influence that make up human emotion and lived experience. • Use AI as creative support – to brainstorm initial ideas (it can be a useful starting point or to develop your writing/ arguments). 	<p>Read about how you can build Academic Resilience to support your learning journey.</p> <p>Use the SOAS Support Services for your well-being.</p>
			<ul style="list-style-type: none"> • Rely on AI to understand and express your lived human experience. • Rely too heavily on the model's output given its limitations. • Interpret AI human-like responses for genuine understanding and accurate insight – it is a tool to support learning, not replace learning. 	
<p>Developing language</p>	<p>The language generated can sound automated and generic.</p>		<ul style="list-style-type: none"> • Use it as a tool to identify spelling and grammar issues. • Use it for feedback on your work. • Use it to translate language (where appropriate) remembering that it should not be a substitute for learning. It can provide a useful means to understand a text and a model for comparison. 	<p>Studiosity is a free 24-7 personal learning service that is available to all students enrolled at SOAS to ask for feedback on their work, including language, spelling</p>

	AI is not a unique human with unique language.		<ul style="list-style-type: none"> Assume it is 100% accurate (i.e., with a translation); don't submit a piece of work without checking its accuracy. Expect it to be able develop a unique style of writing and expression. Allow AI to take away the learning in terms of understanding grammar and developing language. 	and grammar. Turn around for feedback can be on the same day.
Working with Data	AI cannot consider non-verbal cues or physical sensations that can contribute to the overall meaning of a message which may be taken into consideration when analysing qualitative data (e.g., focus group data)		<ul style="list-style-type: none"> Use it (where appropriate and permitted) to analyse data, recognise patterns, and make predictions based on that data. Be mindful of its limitations in terms of data analysis. Evaluate the responses generated for any signs of bias or discrimination. Use clear guidelines so you can use AI to help you produce quality content. 	Refer to skills for success (self-study resources) e.g. the section on 'introduction to research methods' has some support with analysing data
			<ul style="list-style-type: none"> Rely completely on automated responses; you must verify your results independently to mitigate against any programming errors. Forget any ethical standards you must adhere to depending on the type of data you're analysing. Forget any security/GDPR measures you must adhere to. 	
Exams E.g., remote exams	AI produces a very generic, often surface-level response which can sound automated in style. Responses generated can be western-centric, be dated, make assumptions and contain bias. It cannot replicate your unique style and voice. Be aware that a pass or good grade is unlikely, and lecturers can detect AI text.		<ul style="list-style-type: none"> Adhere to guidelines from your convenor/ programme; what are the expectations in its use? Use it to clarify concepts and ask for explanations Use it to review notes and reinforce understanding of key concepts covered in the course. Use it to brainstorm ideas; be careful not to rely solely on the AI-generated ideas. 	SOAS offers study skills workshops to support students with their exam skills.
			<ul style="list-style-type: none"> Submit a response directly generated by AI. Forget your response is often submitted via Turnitin which has been identifying similarities from AI generated responses. Forget your lecturers are also trained to identify generic responses. Don't put your university education at risk. 	Use the SOAS Support Services for your well-being during the exam period. The Assessment Support for Students page will take you through the process of submitting your assignment files with some tips to help troubleshoot problems and submit successfully.

